


An E-Z
Approach for
Beginning
Recorder



EEEase Into Recorder

This Book Belongs to:

Table of Contents

ABC's of Recorder	2
Our First Note: Low E	2
Warm Up: E	3
Old John the Rabbit (E)	4
New Note: G	5
Warm Up: G & EG	5-6
Engine Engine (EG)	6
Bee Bee Bumblebee (EG)	7
Starlight, Star Bright (EG)	7
New Note: A	8
Warm Up: A & EGA	8-9
We are Dancing in the Forest (EGA)	9
Doggie, Doggie Where's Your Bone? (EGA)	10
Rain, Rain, Go Away (EGA)	10
New Note: B	11
Warm Up: B & GAB	11-12
Mary Had a Little Lamb (GAB)	12
Closet Key (GAB)	13
Au Clair de la Lune (GAB)	13
Warm Up: EGAB	14
Who Has Seen the Wind? (EGAB)	14
Skin and Bones (EGAB)	15
New Note: Low D	16
Warm Up: D & DEG	16-17
Frog in the Middle (DEG)	17
Old MacDonald Had a Farm (DEGAB)	18
Jolly Old St. Nicholas (DEGAB)	19
Canoe Song (DEGAB)	20
Show What You Know	21

ABC's of Recorder

Activate Your Tongue

Interrupt your stream of air with your tongue to start and stop notes. However, DO NOT stop and restart your stream of air over and over. (You might feel dizzy if you do!)


Barely Blow

The number one reason your recorder squeaks is because you are blowing too hard! Think of how soft a whisper sounds. That is how soft you need to blow into your recorder.

Cover Holes Completely

When you don't cover the holes completely, air escapes through the holes making your recorder squeak.

Our First Note: Low E

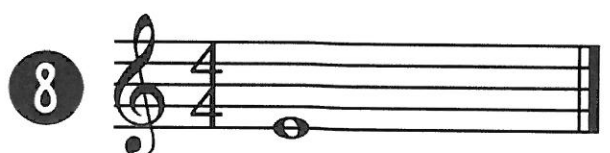



Make sure your thumb (T) is covering the back hole!



The fingering for E is:
T, 1, 2, 3
(left hand),
1, 2
(right hand).

Warm Up: E



What is Call & Response?

Call and response is a form of music where one person (the leader) and a group sing a conversation. The call is sung by the leader and usually tells the story of the song. After each call, the group sings a short phrase back to the leader. This is called the response.

No matter what the leader sings for the call, the response is usually the same lyrics each time.

In our song *Old John the Rabbit*, can you identify the response? Does the response stay the same throughout the whole song?

Old John the Rabbit (E)


African-American Folk Song

Call: Response:



Old John the rab - bit... Oh yes! ...old John the rab - bit...

4



Oh yes! ...got a migh - ty bad hab - it... Oh yes! ...of go - ing in my gar - den...

8



Oh Yes! ...and eat - ing all my peas... Oh yes! ...and cut - ting down my cab - bage.

12



Oh yes! He ate to - ma - toes... Oh yes! ...and sweet po - ta - toes...

16



Oh yes! ...and if I live... Oh yes! ...to see next fall...

20




Oh yes! ...I won't have... Oh yes! ...a gar - den at all!

24




OH NO!

Highlight or circle each response.
Play this part on your recorder.

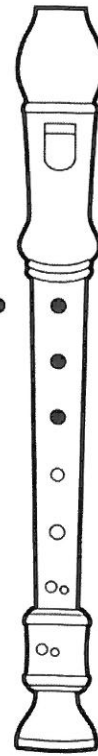


New Note: G



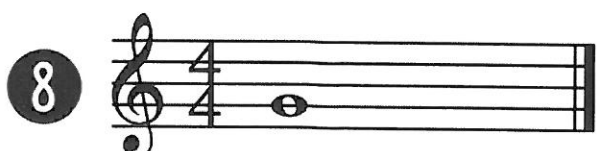

G

Make
sure your
thumb (T)
is still
covering
the back
hole!



The
fingering
for G is:
T, 1, 2, 3
(left
hand).

Warm Up: G






Warm Up: EG





Engine Engine (EG)

Traditional Children's Song




Bee Bee Bumblebee (EG)

Traditional Children's Song

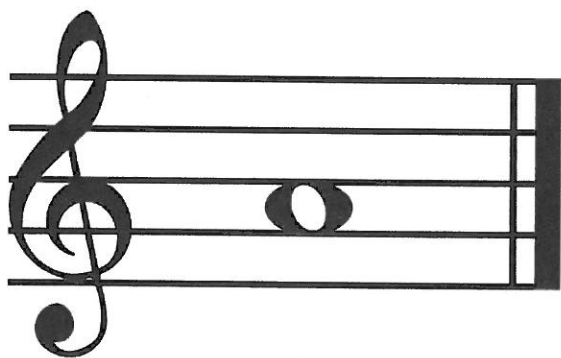


Starlight, Star Bright (EG)

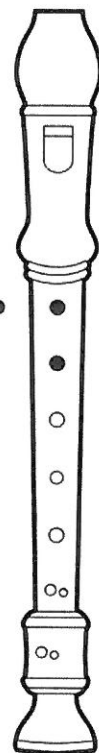
Traditional Nursery Rhyme



New Note: A




A



The fingering for A is:
T, 1, 2
(left hand).

Warm Up: A




Warm Up: EGA



We are Dancing in the Forest (EGA)




Hungarian Children's Song



Doggie, Doggie Where's Your Bone? (EGA)



Traditional Children's Song



3



A slur is a music symbol that connects two or more notes. When you play a slur on your recorder, you do not use your tongue to separate the notes. Circle the slurs in *Doggie, Doggie Where's Your Bone?*

Rain, Rain Go Away (EGA)


Traditional Nursery Rhyme



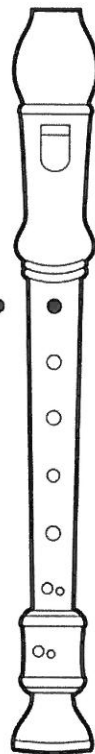
3



New Note: B

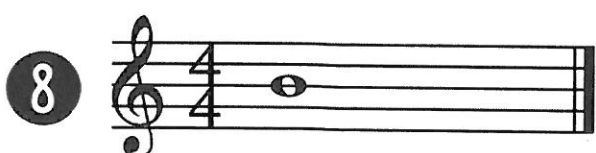


B



The
fingering
for B is:
T, I
(left
hand).


Warm Up: B




Warm Up: GAB




Mary Had a Little Lamb (GAB)



Traditional Nursery Rhyme



5





Closet Key (GAB)

Traditional Game Song




I have lost the clo - set key in my la - dy's gar - den.

3



I have lost the clo - set key in my la - dy's gar - den.



Au Clair de la Lune (GAB)

French Folk Song



Au clair de la lu - ne, mon a - mi Pier - rot.
At you door I'm knock - ing, by the pale moon - light.

5




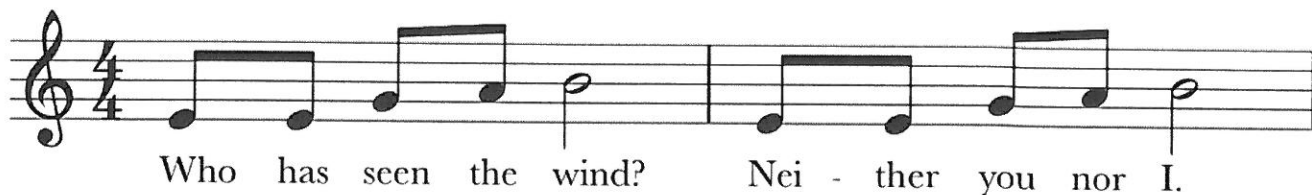
Prè - te moi ta plu - me pour é - crire un mot.
Lend a pen, I beg you, I've a word to write.

Warm Up: EGAB



Who Has Seen the Wind? (EGAB)

Singable Poem by Christina Rossetti



What is $\frac{6}{8}$ Meter?

$\frac{6}{8}$ meter is called compound meter. $\frac{6}{8}$ meter has two big beats, but those beats are split into smaller parts. Even though there is a six on top of the time signature, we do not count the big beats as 123456. We feel them as 1...2...1...2... and split them into smaller parts in our head.

$\frac{6}{8}$

what we feel: 1 2 1 2

what we think: 1 2 3 4 5 6 1 2 3 4 5 6 1 2 3 4 5 6

Skin and Bones (EGAB)

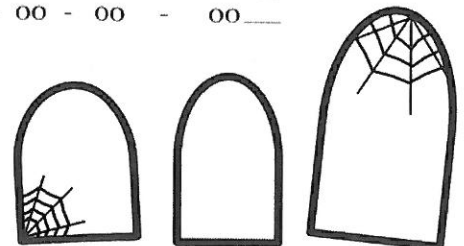
Kentucky Folk Song

There was an old wo-man all skin and bones, Oo - oo - oo - oo - She

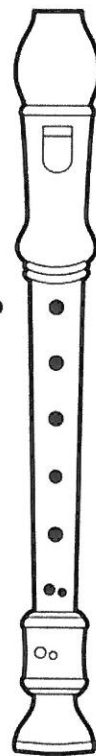

5

lived down by the old grave - yard. Oo - oo - oo - oo -

One night she thought she'd take a walk. Oo - oo - oo - oo -
 She walked down by the old graveyard. Oo - oo - oo - oo -
 She saw the bones a-layin' around. Oo - oo - oo - oo -
 She went to the closet to get a broom. Oo - oo - oo - oo -
 She opened the door and BOO!

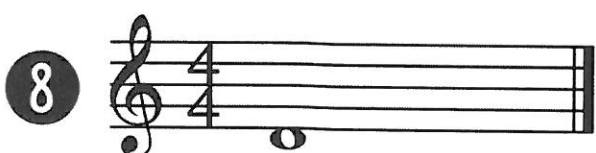




New Note: D




The fingering for D is:
T, 1, 2, 3
(left hand),
1, 2, 3
(right hand).

Warm Up: D




Warm Up: DEG




Frog in the Middle (DEG)

Traditional Game Song



Frog in the mid - dle, can't get him out.____


3



Take a big stick and stir him all a - bout.____

Review: A slur is a music symbol that connects two or more notes. When you play a slur on your recorder, you do not use your tongue to separate the notes. Circle the slurs in *Frog in the Middle*.

Old MacDonald Had a Farm (DEGAB)



Traditional Children's Song

3

Old Mac Don - ald had a farm.

5

E - I - E - I - O. And

7

on his farm he had some ____.

9

E - I - E - I - O. With a

11

____, ____, here and a ____, ____, there.

13

Here a ____, there a ____, ev' - ry - where a ____, ____.

15

Old Mac Don - nald had a farm.

E - I - E - I - O.

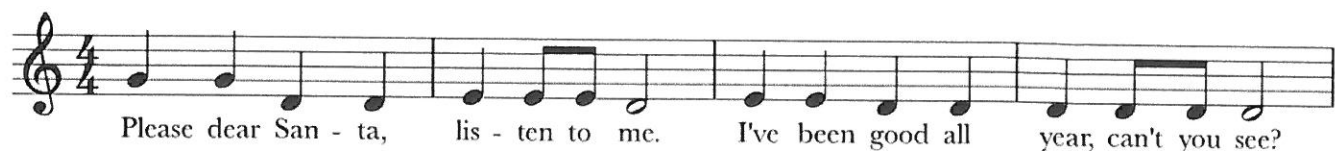
Jolly Old St. Nicholas (DEGAB) & Please Dear Santa (DEG)



Traditional Holiday Song



Learn the partner song for *Jolly Old St. Nicholas*, called *Please Dear Santa*. When you are ready, find a friend and play the two songs together.



What is Syncopation?


In this song, we will see three sounds happening across two beats. These three sounds have a short-long-short pattern. Our ears hear this pattern as weak-strong-weak. When the strong sound comes in an unexpected place (the middle of a pattern), it creates syncopation.



How many times can you find this syncopated pattern in *Canoe Song*?


Canoe Song (DEGAB)

Canadian Scouting Song



My pad - dle's keen and bright, flash - ing with sil - ver.

3

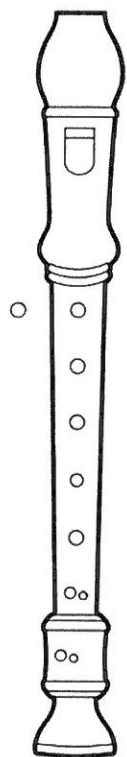


Fol - low the wild goose flight, dip, dip and swing.

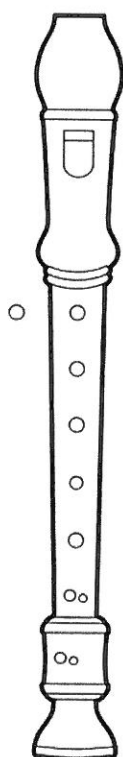


Show What You Know

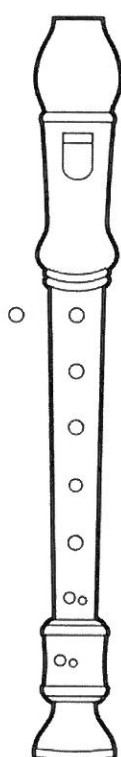
Fill in the correct fingering for each note. (color in the circles).



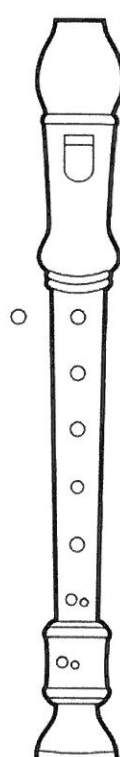
D



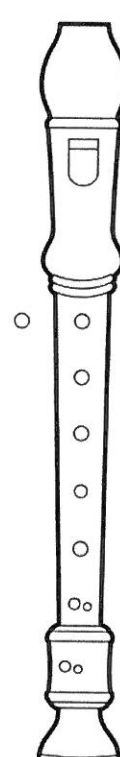
E



G



A



B

Write the note name in the box below each note.

